

The Prentice Bulletin

Prentice Computer Centre

Prentice Building

The University of Queensland

QLD 4072


Phone 377 3018, Fax 371 8380

8 June 1990

No. **10**

New Electronic Mail Addressing

The increased use of electronic mail on campus has identified a number of system bottlenecks. To bring you a better and more consistent mail service, and as part of the eventual migration to an electronic directory service, we've introduced a new method of addressing electronic mail for VAX/VMS users. You should not use the old method any longer.



If you address your mail beginning with BUNYIP:: like this:

BUNYIP:: "USERNAME@HOST.DOMAIN"

then you now have a different way.

The new way for UQVAX users is now:

IN% "USERNAME@HOST.DOMAIN"

If you are a user of :

COVAX	PHVAX	EAGLE
DPVAX	CHEETA	CORAL
KOALA	QUOKKA	POLYP
UQADM	UQEVE	KL-10

then your way of addressing is:

UQVAX:: IN% "USERNAME@HOST.DOMAIN"

There is no change for the users of Brolga or UQVM; or if you send mail with addresses beginning with CBS% or PSI%. If you address mail beginning with NODE::USER, then you also have no change.

Remember, if you address your mail beginning with BUNYIP::, you now should begin with IN%. The new way of addressing is a much better way for the computer system. However, if you notice problems, contact the Help Desk on 377 3025. If you get any errors, it's important for you to contact us. We need to know about them to keep on improving the system.

Dial-a-Computer!


When you're at home, or out of town on business, you can access the University's mainframe computers. If your departmental computer has a connection to the campus network, UQNET, you can also access it. All you need is a terminal, a mainframe account, and a modem.

A modem is a device something like a telephone which allows you to access the University's mainframe computers from a remote PC/Workstation via telephone lines.

Why use the University's Computers?

You can

- Access your electronic mail,
- Transfer files or documents to your colleagues,
- Access other networks (AARNet, QUESTnet, public networks)
- Access the University's Library catalog,
- Access the Administration database,
- Access the computer's programs (languages, databases, wordprocessing, graphics).



Library Access

You can access the University Library via dial-up modem. You simply dial the University's computer, then nominate a host computer name at the prompt which will connect you to the library. The Library has produced a brochure on how to access the Library system. Copies of the brochure can be obtained from the Reference Section of Central Library.

Numbers to Dial

There are two telephone numbers that you can dial to reach the University's computers. You can access the system at any time of day or night. These are the numbers:

Phone No	No of Circuits	Speeds
377 2922	7 circuits	2 speeds: 300, 1200 Baud
377 2977	9 circuits	3 speeds: 300, 1200, 2400 Baud

Try the second number first because it has more lines and speeds than the other.

Where Can You Get A Modem?

Call our PC Support Group (377 4018) who can give you advice on the types and prices of modems on the market.



PCC Courses Schedule June - December 1990



Course Enrolments

Telephone 377 3018 to enrol in all courses. For course content descriptions, refer to The Prentice Bulletin No 7 available at the Help Desk. Course enquiries should be directed to 377 3021.


The new course "Introduction to Networks/Communications" is intended to provide a non-technical introduction to computer networking in general, with particular reference to those networks (DECnet and TCP/IP) centred on this institution—which hosts belong to which network; how information is passed between these hosts; how contact is made with "external" networks (such as AARNet etc).

Accessing Other Universities' Computers

If you are conducting collaborative research with colleagues from other universities in Australia or in USA, or if you are visiting us from another institution, we may be able to offer direct login access to the remote computer at reasonable speeds.

We can't promise we'll get you there, but we'll definitely try. We request that you know your login and the electronic address of the computer you want to access. If you're interested in our helping you, call 377 4307; or E-mail NETENQUIRE on UQVAX.

Reminders ...

 It is important to obey the rules of the remote computer. Computer centre managers in some universities have strict rules concerning the use of their system.

Quiet time here may be rush hour there, depending on time differences. If you're noticing problems with response times, consider the time of day before drawing conclusions.

Prolong Your PC's Life

There are a few simple things you can do to stretch your PC's life.

If you have to reboot your PC, the first thing to try is typing Autoexec. Try pressing the Control, Alt, and Delete keys together if that fails. If you do have to turn off the machine, wait 90 seconds before turning it on again to allow the hard disk to stop spinning.

Minimize the number of times the PC is turned on and off during the day. When you come in each morning, it is best to leave it on for the whole day even if you won't be using it all the time.

Prior to turning the machine off, use a program to park the disk drive heads. Avoid bumping your PC while the hard disk isn't parked, especially when running the PC on a trolley. A screen save program will help to prevent text burning the screen.

Remembering these simple things will help reduce wear and tear on your PC. Call the PC Support Group if you have any questions, or if you want copies of the park or screen save programs mentioned (377 4018).

June

	Date	Time
Introduction to IBM (CP/CMS)	June 12-15	9-12am
Introduction to WordPerfect	June 12-15	1-4pm
Introduction to SPSS-X	June 18-22	1-4pm
Introduction to PC/MSDOS	June 19-21	9-12am
Introduction to WordPerfect	June 25-28	9-12am
Introduction to UNIX	June 25-28	1-4pm

July

Introduction to PC/MSDOS	July 4-6	1-4pm
Introduction to PC/MSDOS	July 9-11	9-12am
Introduction to ORACLE	July 16-20	1-4pm
Introduction to WordPerfect	July 17-20	9-12am
Introduction to WordPerfect	July 23-26	9-12am
Introduction to SAS	July 23-27	1-4pm
Advanced PC/MSDOS	July 30-August 1	9-12am
Introduction to DBaseIII	July 31-August 3	1-4pm

August

PC<—>Mainframe Communications	August 3	9-12am
Introduction to UNIX	August 6-9	9-12am
Introduction to WordPerfect	August 6-9	9-12am
PC Overview	August 13-14	9-12am
Introduction to PC/MSDOS	August 13, 14, 16	1-4pm
Introduction to Networks/Communications	August 17	1-4pm
Introduction to WordPerfect	August 20-23	9-12am
Introduction to SPSS-X	August 20-24	9-12am
Introduction to ORACLE	August 20-24	1-4pm
Introduction to SAS	August 27-31	9-12am
Advanced WordPerfect	August 28-30	9-12am

September

Introduction to PC/MSDOS	September 4-6	9-12am
Introduction to WordPerfect	September 11-14	9-12am
Introduction to PC/MSDOS	September 17-19	9-12am
PC Overview	September 20-21	9-12am

October

Introduction to WordPerfect	October 1-4	9-12am
Introduction to PC/MSDOS	October 2-4	1-4pm
Introduction to DBaseIII	October 8, 9, 10, 12	9-12am
Introduction to WordPerfect	October 8-11	1-4pm
Advanced PC/MSDOS	October 15-17	9-12am
Introduction to PC/MSDOS	October 15-17	1-4pm
PC<—>Mainframe Communications	October 19	9-12am
Introduction to UNIX	October 22-25	9-12am
Introduction to WordPerfect	October 22-25	1-4pm
Introduction to Networks/Communications	October 26	9-12am
Introduction to IBM (CP/CMS)	October 29-November 1	1-4pm
Introduction to PC/MSDOS	October 31-November 2	9-12am

November

Introduction to VAX (VAX/VMS)	November 5-8	1-4pm
Introduction to WordPerfect	November 6-9	9-12am
Introduction to SPSS-X	November 12-16	1-4pm
Introduction to DBaseIII	November 13-16	9-12am
Introduction to PC/MSDOS	November 13-15	1-4pm
Introduction to ORACLE	November 19-23	9-12am
Advanced WordPerfect	November 20-22	9-12am
Introduction to WordPerfect	November 26-29	9-12am
Introduction to SAS	November 26-30	1-4pm
Introduction to Networks/Communications	November 26	9-12am

December

Introduction to PC/MSDOS	December 3-5	1-4pm
Introduction to WordPerfect	December 10-13	1-4pm
Introduction to PC/MSDOS	December 18-20	9-12am